

Signing up for HowdidiDo

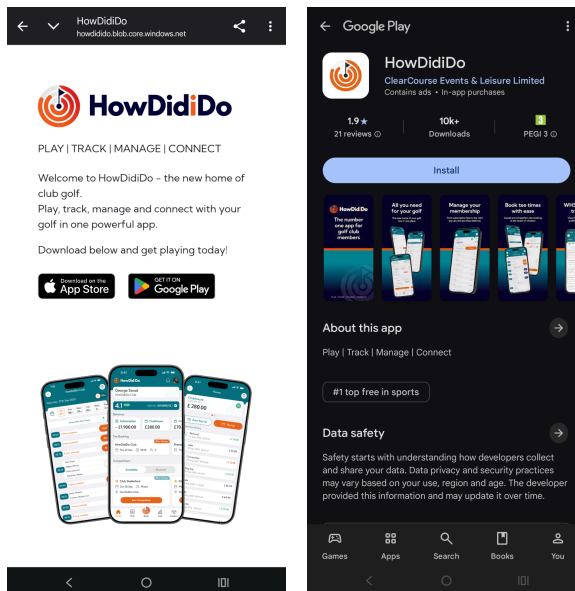
HowdidiDo is incredibly important for golfers as it doesn't just track your scores in competitions and your handicap, it also sends you notifications about whether the course is open or closed and allows you to manage your personal details, competition purse and bar card balance. It is a must have for all of our members. The app costs £2.99 per year to use.

Here is a step by step guide on how to get started:

1.The link to sign up is here:

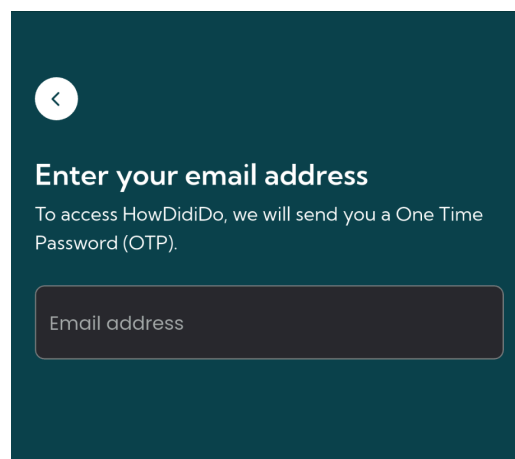

<https://howdidiDo.blob.core.windows.net/static/newhddidlanding.html>

Simply select whether you are using an apple device otherwise select "Google Play". When your app store loads, click "Install". When it has finished installing, click "Open".



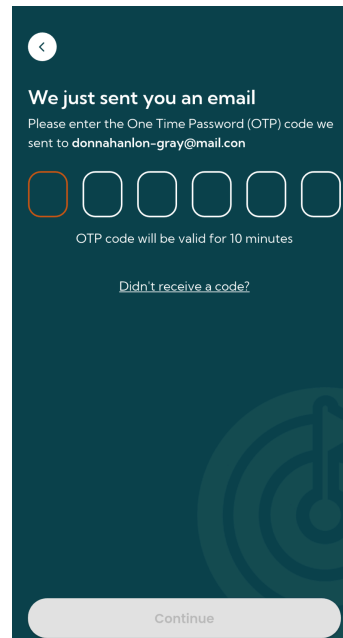
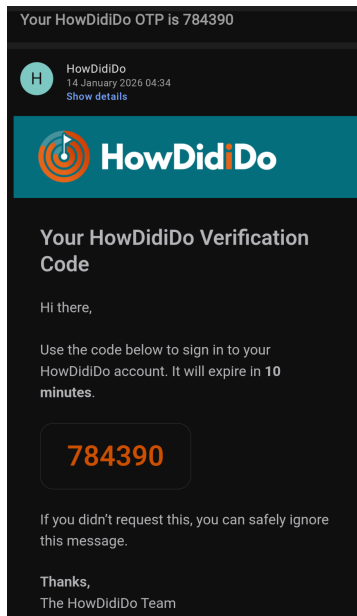
2. Getting signed up.

The welcome screen will be shown. Click "Get Started". It will ask you to enter your email. You must use the same email that you registered with the golf club here.



3. The “One Time Password” for security.


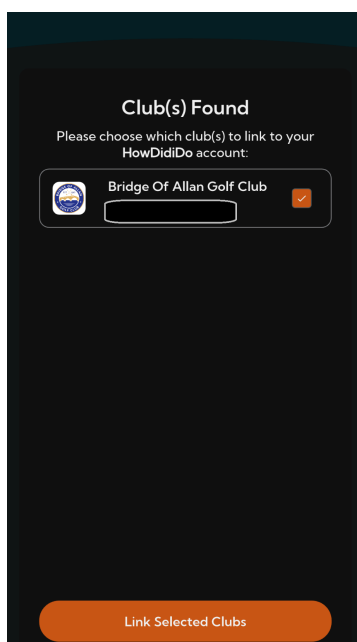
The app will then email the address you input. Open that email and you should see a code like the one below, Enter that code in the boxes and hit “continue”.



3. Linking your Golf Clubs

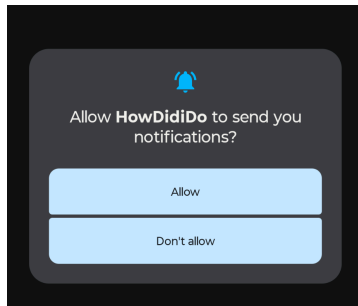
If all has gone well, the app should now link up with the golf clubs you are a member of. Click the tick box next to “Bridge of Allan Golf Club”. (If this does not happen, email marketing@bofagc.com to check which email you have registered.)

Click “Link selected clubs”. It should show you the link success screen pictured. Then click “continue”



4. Notifications

The app will next ask you if you want to allow notifications. This is the text alert you will get if your club is closed for any reason, if there are changes to your bar card balance etc. We recommend clicking “Allow”



5. The Payment Screen and final dashboard

This is not a free app. It costs either £2.99 per year with ads, or £9.99 per year without ads. However, we recommend purchasing it as it is an essential part of your golfing experience. So select your subscription choice, press “continue” and follow your payment instructions. These will be different for each golfer as there are many pay options available.

You should now be taken to your main dashboard. From here you should look at your settings (person icon in the top right corner) and make sure they are correct. Also, have a look around the app to see what’s available. You can always use the in app help options if you are struggling.

